

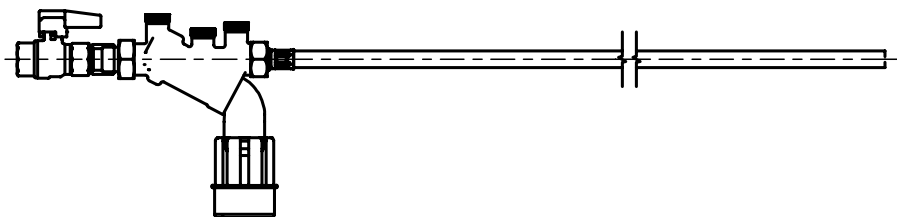
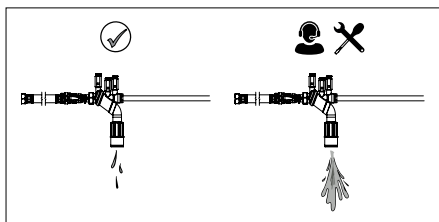
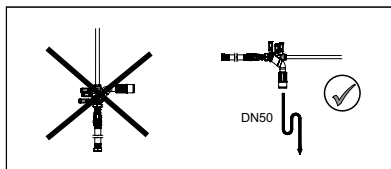

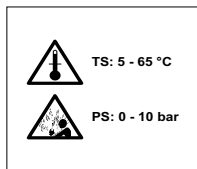
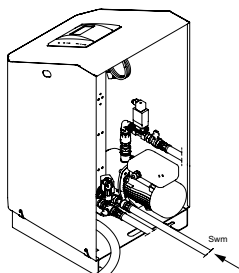


Pleno P BA4 INSTALL

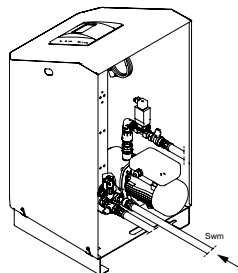




Transfero



Vento

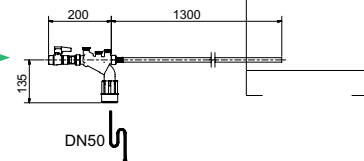


40 Nm

Swm

Pleno P BA4

$0.8 < q < 1.5 \text{ m}^3/\text{h}$
 $5^\circ\text{C} \leq t_w \leq 65^\circ\text{C}$



Pleno P BA4 + Pleno Refill

$0.8 < q < 1.5 \text{ m}^3/\text{h}$
 $5^\circ\text{C} \leq t_w \leq 45^\circ\text{C}$

