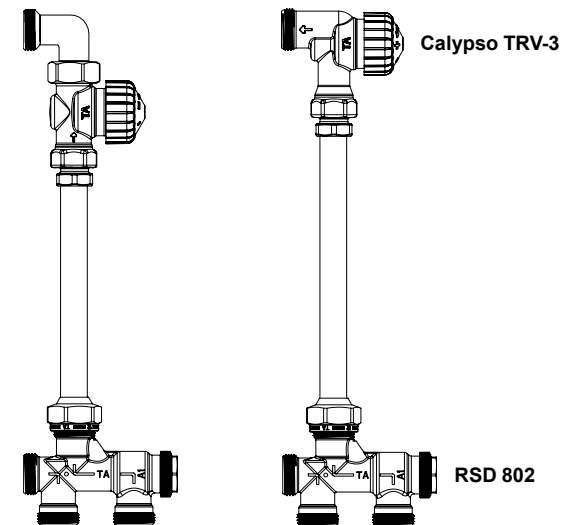
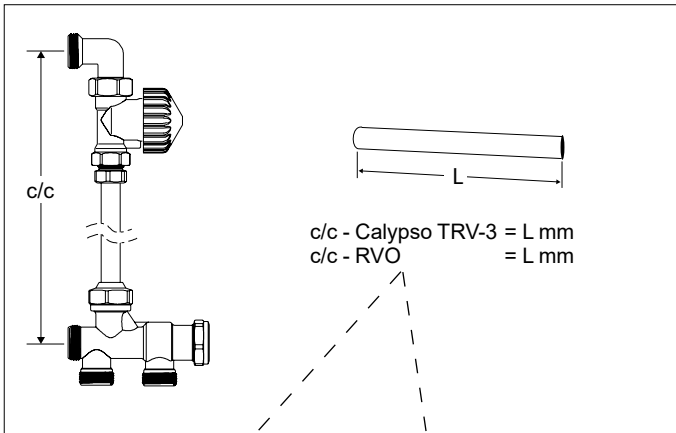
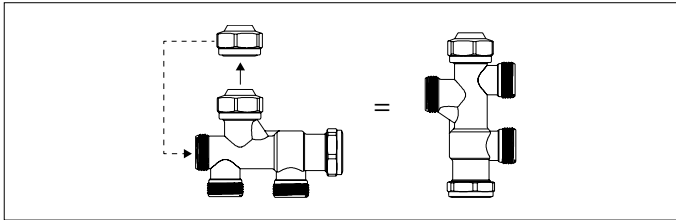





Tworett/RSD 802 2-pipe

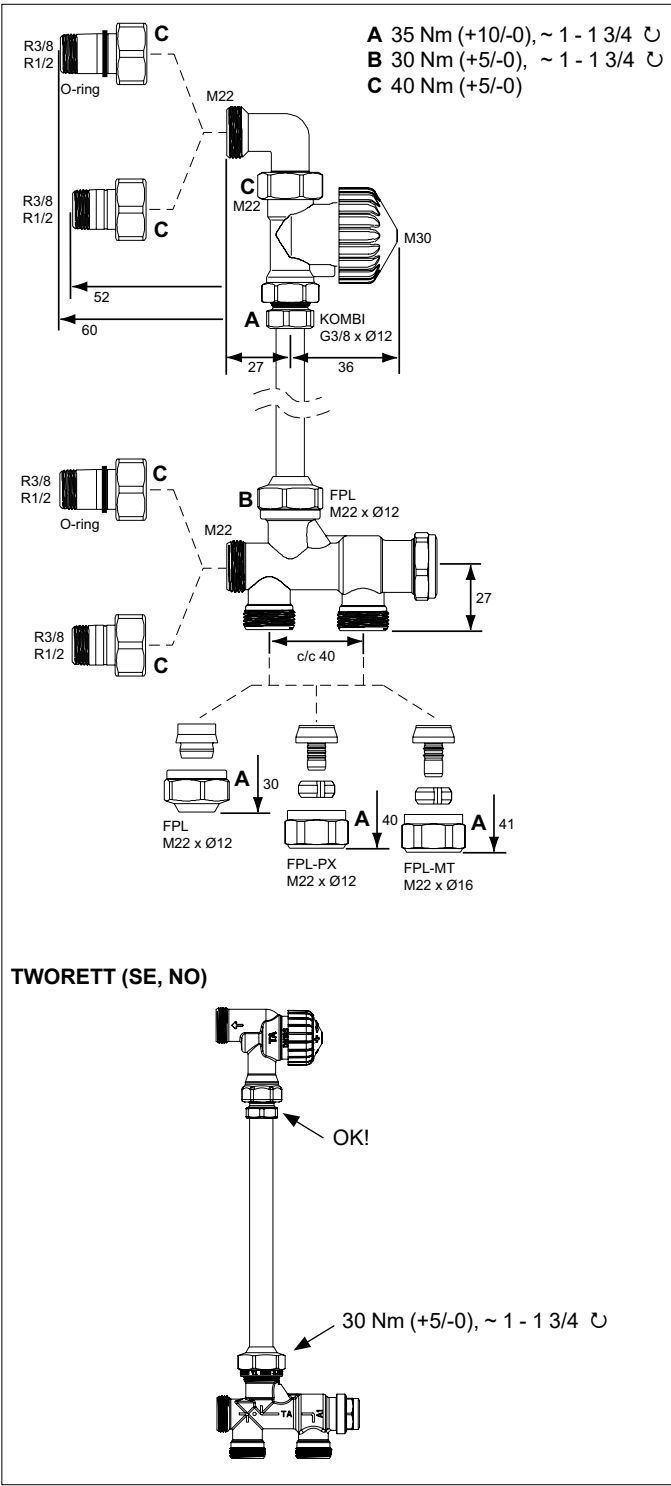
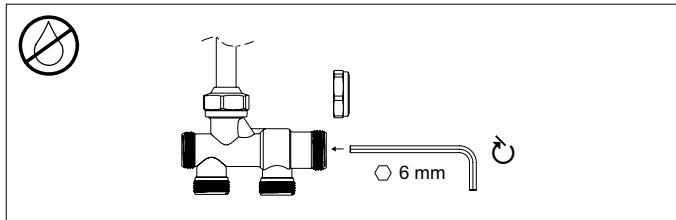


*We reserve the right to introduce technical alterations
without previous notice.*

2-pipe



DN 10			
Calypso TRV-3	-80 mm	-43 mm	√
RVO	—	-36 mm	—



Technical drawing of the Calypso TRV-3 valve assembly. The drawing shows a side view of the valve, a top view of the valve head, and a detailed view of the valve head seal. The seal is labeled with the part number 3670-01.142. The drawing includes dimension lines and a scale bar.

		Q [W]																	
		ΔT [K]	Δp [kPa]	100	150	200	250	300	400	500	600	700	800	900	1000				
10	5	2	3	3	5	6	6								6	7	7	7	8
	10	2	3	3	4	5	5								6	6	6	6	7
	15	2	2	3	3	4	5								5	6	6	6	6
15	5	2	3	3	4	5	5								6	6	6	6	6
	10	2	2	3	3	4	5	5	6	6	6				6	6	7	7	8
	15	2	2	2	3	3	4	4	5	5	6	6	6	6	6	6	6	7	7
20	5	2	2	3	3	4	5								5	5	6	6	6
	10	2	2	2	3	3	3	4	5	5	5	5			5	6	6	6	7
	15	2	2	2	2	3	3	3	4	4	5	5	5	5	5	6	6	6	6
30	5	2	2	2	3	3	3								4	4	5	5	5
	10	1	2	2	2	2	3	3	3	3	4	4	5	5	5	6	6	6	6
	15	2	2	2	2	2	2	2	3	3	3	3	4	4	5	5	6	6	6
40	5	1	2	2	2	2	3								3	3	4	4	5
	10	1	2	2	2	2	2	2	2	2	2	3	3	3	3	3	3	3	3
	15	1	1	2	2	2	2	2	2	2	2	2	3	3	3	3	3	3	3