

**Climate
Control**

IMI Heimeier

Standard



Thermostatic Radiator Valves
Without presetting

Standard

The Standard thermostatic valve bodies are used in two-pipe pump heating systems with normal temperature spread. The double O-ring sealing and the valve body made of corrosion-resistant gunmetal ensure a long-life and maintenance-free operation.

Key features

Double O-ring seal

For durable and maintenance free operation

Valve body in gunmetal

Corrosion-resistant and safe

Thermostatic insert replaceable under pressure

with DN 10 to DN 20



Technical description

Applications area:

Heating and cooling systems.

Function:

Control
Shut-off

Dimensions:

DN 10-20

Pressure class:

PN 10

Temperature:

Max. working temperature: 120°C, with protection cap or actuator 100°C.
Min. working temperature: -10°C.

Materials:

Valve body: corrosion resistant Gunmetal
O-rings: EPDM rubber
Valve disc: EPDM rubber
Return spring: Stainless steel
Valve insert: Brass
The complete thermostatic insert can be replaced using the fitting tool without draining the system.
Spindle: Niro-steel spindle with double O-ring sealing. The outer O-ring can be replaced under pressure.

Surface treatment:

Valve body and fittings are nickel-plated.

Marking:

THE, country code, flow direction arrow, DN and KEYMARK-Designation.
II+ -Designation.
Black protection cap. Black stuffing box.

Standards:

The thermostatic valve bodies meet the following requirements:
– KEYMARK certified and tested to DIN EN 215.




Pipe connection:

The internal-threaded version is designed for connection to threaded pipe, or in conjunction with compression fittings, to copper precision steel or multi-layer pipe (only DN 15).
The external-threaded version, in conjunction with the appropriate compression fittings, permits connection to plastic pipe.

Connection to thermostatic head and actuator:

IMI Heimeier M30x1.5

Construction



1. The insert can be replaced without draining off the system with the IMI Heimeier fitting tool
2. IMI Heimeier M30x1.5 connection technology
3. Niro-steel spindle with long-life double O-ring sealing
4. Body made of corrosion-resistant gunmetal

Application

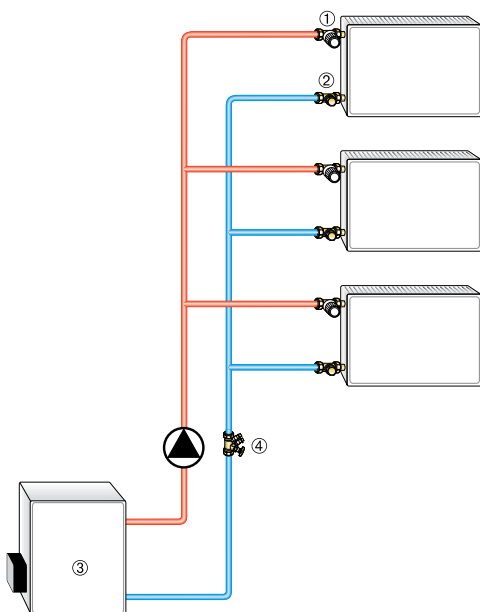
The Standard thermostatic valve bodies are used in two-pipe pump heating systems with normal temperature spread. Corresponding to the standards EnEV and DIN V 4701-10, the valve bodies can be designed with a p-band from 1 K to 2 K thus enabling a broad flow spectrum. A hydraulic balance, which is an additional requirement, can be reached with the appropriate lockshields e. g. Regulux.

Noise behaviour

To ensure low-noise performance, the following conditions must be met:

- On the basis of experience, the differential pressure over the thermostatic valves should not exceed about 20 kPa = 200 mbar = 0.2 bar. If in designing the system, higher transient differentials might be experienced in the part-load flow range, differential pressure control equipment such as a STAP Differential Pressure Controller or Hydrolux bypass valves can be used.
- Mass-flow must be correctly adjusted.
- The system must be completely deaerated.

Sample application



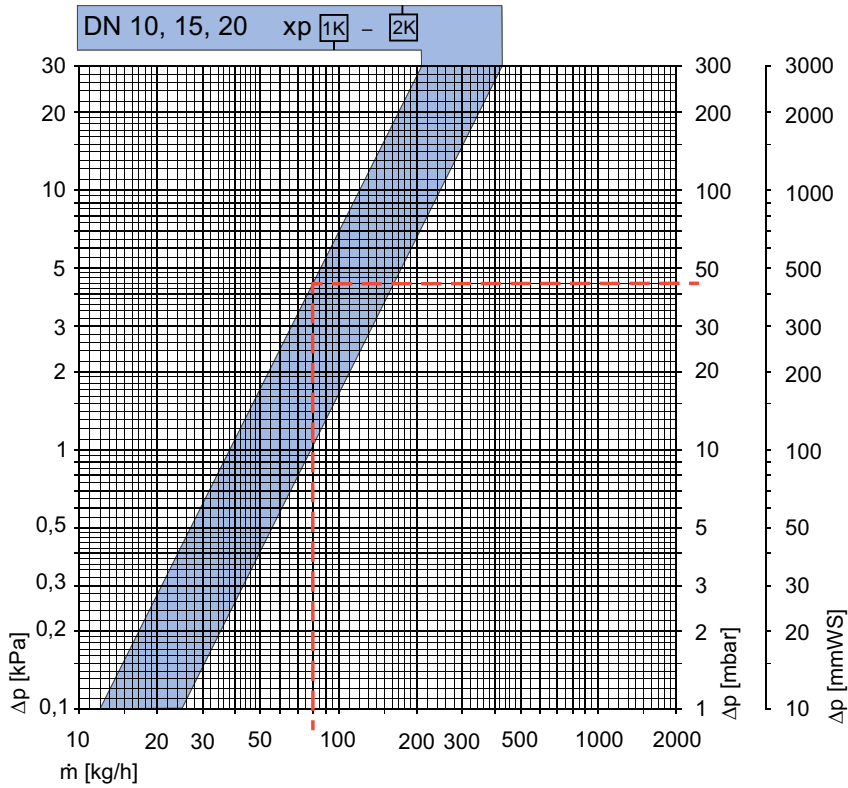
1. Standard thermostatic valve body
2. Regulux lockshield
3. Boiler
4. STAD balancing valve

Notes

- To avoid damage and the formation of scale deposit in the hot-water heating system, the composition of the heat transfer medium should be in accordance with the VDI guideline 2035. For industrial and long-distance energy systems, see the applicable codes VdTUV and 1466/AGFW FW 510. A heat transfer medium containing mineral oils, or any type of lubricant containing mineral oil can have extremely negative effects and usually lead to the disintegration of EPDM seals. When using nitrite-free frost and corrosion resistance solutions with an ethylene glycol base, pay close attention to the details outlined in the manufacturers' documentation, particularly concerning concentration and specific additives.
- Flush the system before changing thermostatic valves in heavy polluted existing systems.
- The thermostatic valve bodies can be used with all IMI Heimeier thermostatic heads and IMI Heimeier or IMI TA thermal or motorized actuators. The optimal tuning of the components guarantees maximum safety. When using actuators from other manufacturers, make sure that the pressure power is appropriate for thermostatic valve bodies with soft sealing valve discs.

Technical data

Diagram DN 10 (3/8") to DN 20 (3/4"), valve body with thermostatic head



Valve body with thermostatic head	Kv P-band xp [K]			Kvs		Permitted differential pressure, during which the valve is kept closed Δp [bar]	
	1,0	1,5	2,0	Angle	Straight	Th.-head	EMO T/TM EMOtec/NC TA-TRI TA-Slider 160
DN 10 (3/8")	0,38	0,59	0,79	2,00	1,50	1,00	3,50
DN 15 (1/2")	0,38	0,59	0,79	2,00	2,00	1,00	3,50
DN 20 (3/4")	0,38	0,59	0,79	2,50	2,50	1,00	3,50

$Kv/Kvs = m^3/h$ at a pressure drop of 1 bar.

Sample calculation

Target: Pressure loss of Standard thermostatic valve body DN 15 with a p-band of 1 K

Given:

Heat flow $Q = 1395 \text{ W}$

Temperature spread $\Delta t = 15 \text{ K} (65/50^\circ\text{C})$

$$Cv = \frac{Kv}{0,86}$$

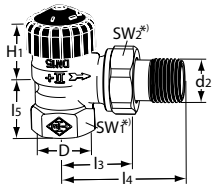
Solution:

Mass flow $m = Q / (c \cdot \Delta t) = 1395 / (1,163 \cdot 15) = 80 \text{ kg/h}$

Pressure loss from diagram $\Delta p_v = 44 \text{ mbar}$

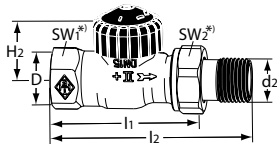
$$Kv = Cv \cdot 0,86$$

Articles



Angle

DN	D	d2	l3	l4	l5	H1	Kv [xp] 1 K / 2 K	Kvs	EAN	Article No
10	Rp3/8	R3/8	26	52	23,5	23,5	0,38 / 0,79	2,00	4024052173716	2201-01.000
15	Rp1/2	R1/2	29	58	27	23,5	0,38 / 0,79	2,00	4024052173914	2201-02.000
20	Rp3/4	R3/4	34	66	29	21,5	0,38 / 0,79	2,50	4024052174119	2201-03.000



Straight

DN	D	d2	l1	l2	H2	Kv [xp] 1 K / 2 K	Kvs	EAN	Article No
10	Rp3/8	R3/8	59	85	21,5	0,38 / 0,79	1,50	4024052175611	2202-01.000
15	Rp1/2	R1/2	66	95	21,5	0,38 / 0,79	2,00	4024052175819	2202-02.000
20	Rp3/4	R3/4	74	106	23,5	0,38 / 0,79	2,50	4024052176014	2202-03.000

*) SW1: DN 10 = 22 mm, DN 15 = 27 mm, DN 20 = 32 mm
 SW2: DN 10 = 27 mm, DN 15 = 30 mm, DN 20 = 37 mm

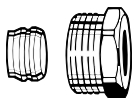
Values H1 and H2 are at the bearing surface thermostatic head or actuator.

Kvs = m³/h at a pressure drop of 1 bar and fully open valve.

Kv [xp] max. 1 K / 2 K = m³/h at a pressure drop of 1 bar with thermostatic head.

Other models without presetting see "with particularly low resistance".

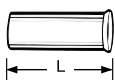
Accessories



Compression fitting

for copper or precision steel pipe according to DIN EN 1057/10305-1/2. Internal thread connection Rp3/8 – Rp3/4. Metal-to-metal joint. Brass nickel-plated. Support sleeves should be used for a pipe wall thickness of 0.8 – 1 mm. Follow the specifications of the pipe manufacturer.

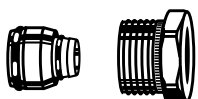
Ø Pipe	DN	EAN	Article No
12	10 (3/8")	4024052174614	2201-12.351
14	15 (1/2")	4024052174713	2201-14.351
15	15 (1/2")	4024052175017	2201-15.351
16	15 (1/2")	4024052175116	2201-16.351
18	20 (3/4")	4024052175215	2201-18.351



Support sleeve

for copper or precision steel pipe with a 1 mm wall thickness. Brass.

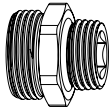
Ø Pipe	L	EAN	Article No
12	25,0	4024052127016	1300-12.170
15	26,0	4024052127917	1300-15.170
16	26,3	4024052128419	1300-16.170
18	26,8	4024052128815	1300-18.170



Compression fitting

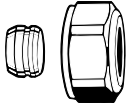
for Alu/PEX multi-layer pipe according to DIN 16836. Internal thread connection Rp1/2. Nickel-plated brass.

Ø Pipe	EAN	Article No
16 x 2	4024052138616	1335-16.351

**Double connection fitting**

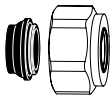
For clamping plastic, copper, precision steel or multi-layer pipes.
Brass, nickel-plated.

	L	EAN	Article No
G3/4 x R1/2	26	4024052308415	1321-12.083

**Compression fitting**

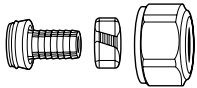
for copper or precision steel pipe according to DIN EN 1057/10305-1/2. Connection external thread G3/4 according to DIN EN 16313 (Eurocone). Metal-to-metal joint. Brass nickel-plated. With a pipe wall thickness of 0.8-1 mm insert supporting sleeves. Heed pipe manufacturer's technical advice.

Ø Pipe	EAN	Article No
12	4024052214211	3831-12.351
14	4024052214310	3831-14.351
15	4024052214617	3831-15.351
16	4024052214914	3831-16.351
18	4024052215218	3831-18.351

**Compression fitting**

for copper or precision steel pipe according to DIN EN 1057/10305-1/2. Connection external thread G3/4 according to DIN EN 16313 (Eurocone). Soft sealed, max. 95°C. Nickel-plated brass.

Ø Pipe	EAN	Article No
15	4024052515851	1313-15.351
18	4024052516056	1313-18.351

**Compression fitting**

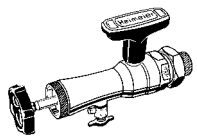
for plastic pipe according to DIN 4726, ISO 10508.
PE-X: DIN 16892/16893, EN ISO 15875;
PB: DIN 16968/16969.
Connection external thread G3/4 according to DIN EN 16313 (Eurocone). Nickel-plated brass.

Ø Pipe	EAN	Article No
12x1,1	4024052136018	1315-12.351
14x2	4024052134618	1311-14.351
16x1,5	4024052136117	1315-16.351
16x2	4024052134816	1311-16.351
17x2	4024052134915	1311-17.351
18x2	4024052135110	1311-18.351
20x2	4024052135318	1311-20.351

**Compression fitting**

for Alu/PEX multi-layer pipe according to DIN 16836.
Connection external thread G3/4 according to DIN EN 16313 (Eurocone). Nickel-plated brass.

Ø Pipe	EAN	Article No
16x2	4024052137312	1331-16.351
18x2	4024052137411	1331-18.351

**Fitting tool**

complete with case, box spanner and replacement seals, for replacing thermostatic inserts without draining off the heating system (for DN 10 to DN 20).

	EAN	Article No
Fitting tool	4024052298914	9721-00.000

Other accessories, see catalogue leaflet "Accessories and spare parts for thermostatic radiator valves".