

**Climate  
Control**

**IMI Heimeier**

# Multi V



## **Thermostatic Radiator Valves**

Thermostatic valve body with pressure-compensated valve cone

## Multi V

Multi V is a thermostatic valve body with IMI Heimeier M30x1.5 connection, intended for temperature control in heating and cooling systems with thermostatic heads, return temperature limiter, or actuators. The valve cone is pressure-compensated, so the Multi V is especially suitable for applications at high differential pressure.

### Key features

#### Pressure-compensated valve cone

Especially suitable for high differential pressure

#### Double O-ring seal

for durable and maintenance free operation

#### IMI Heimeier M30x1.5 connection

for the widest range of applications

#### Valve body in gunmetal

corrosion-resistant and safe



### Technical description

#### Applications:

Heating and cooling systems

#### Functions:

Control  
Shut-off

#### Dimensions:

DN 15-25

#### Pressure class:

PN 16

#### Temperature:

Max. working temperature: 120 °C,  
with press connection 110 °C  
Min. working temperature: -10 °C

#### Material:

Valve body: Gunmetal  
Seat seal: Sealing of EPDM,  
Cone of brass.  
Spindle seal: EPDM O-ring  
Valve insert: Brass  
Return spring: Stainless steel  
Spindle: Stainless steel


#### Marking:

Body: THE, PN 16, DN,  
flow direction arrow.

#### Thermostatic heads and actuators:

- Thermostatic heads
- RTL return temperature limiter (see accessories)
- Thermal actuator EMO T, EMOfec
- Motorized actuators TA-Slider 160, TA-TRI.

### Construction



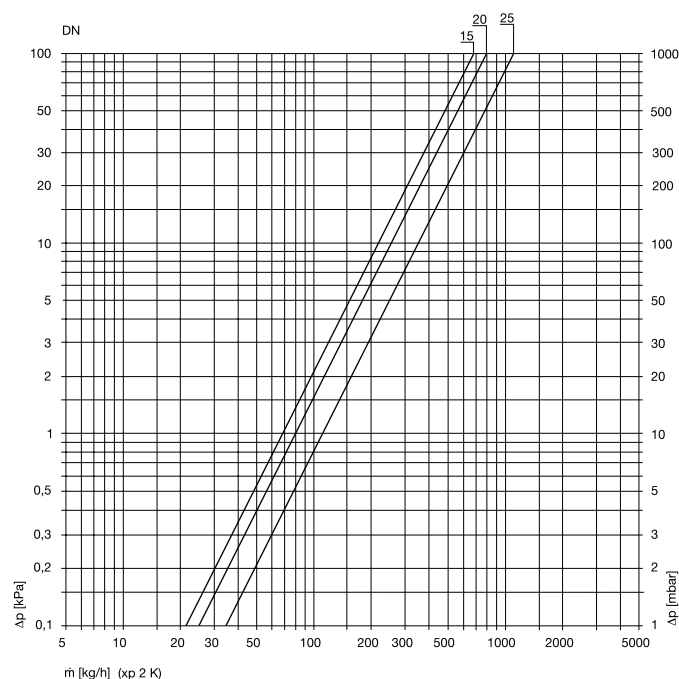
1. RTL thermostatic head for return temperature limiting.
2. Remote dial thermostatic head F for, eg, zone control without auxiliary power.
3. Thermal actuator EMO T for eg, zone control.
4. Motorised actuator TA-Slider 160 or TA-TRI, eg, for integration into bus systems.
5. Thermostatic head with contact or immersion sensor, eg, constant control.

## Dimensioning

**Diagrams DN 15 (1/2") to DN 25 (1") for Multi V with thermostatic head or RTL head**

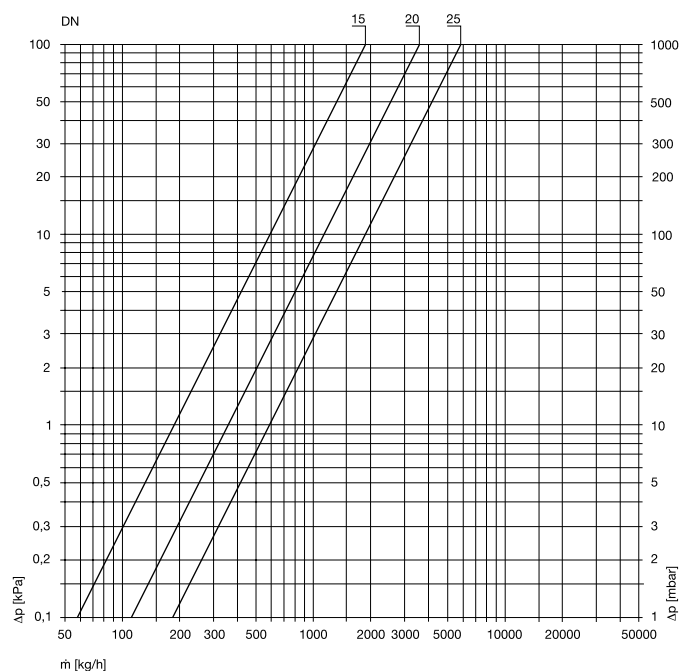
DN	Kv p-band [xp]			
	1	2	3	4
15	0,34	0,69	1,01	1,26
20	0,45	0,80	1,19	1,62
25	0,56	1,13	1,69	2,23

The p-band given by thermostatic heads 6402/6602-00.500 are greater by a factor of 1.3, and those given by thermostatic heads 6672-00.500 and 6510/6511-00.500 (RTL) are greater by a factor of 2.2.



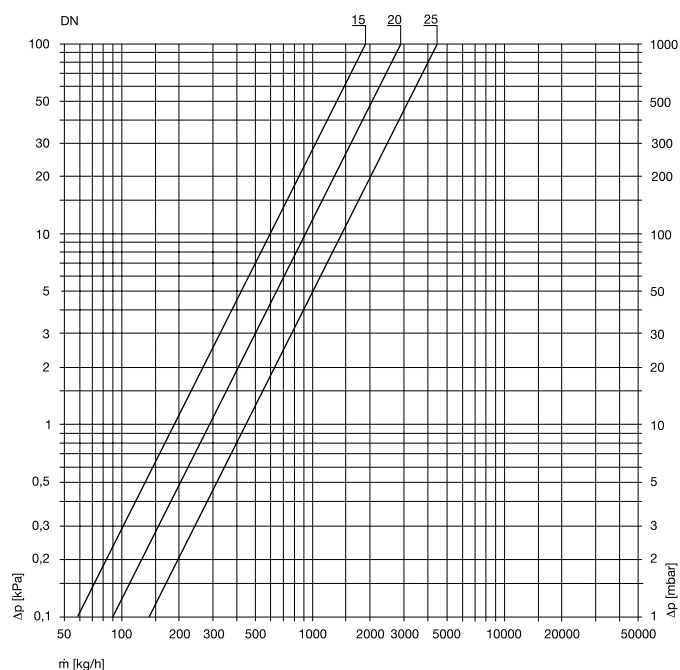
**Diagrams DN 15 (1/2") to DN 25 (1") are for fully open Multi V valves and thermal actuators EMO T / EMO TM or motorized actuator TA-Slider 160**

DN	Kvs
15	1,88
20	3,57
25	5,88



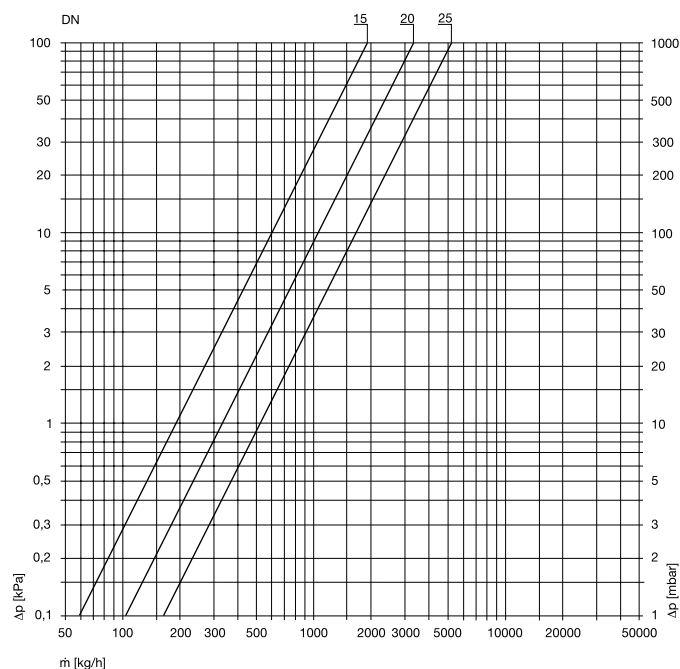
Diagrams DN 15 (1/2") to DN 25 (1") are for Multi V valves with thermal actuator EMOTec

DN	Kv
15	1,80
20	2,91
25	4,24

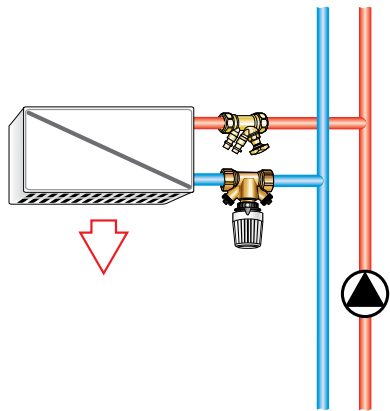


Diagrams DN 15 (1/2") to DN 25 (1") are for Multi V valves with motorised actuator TA-TRI

DN	Kv
15	1,87
20	3,35
25	5,22

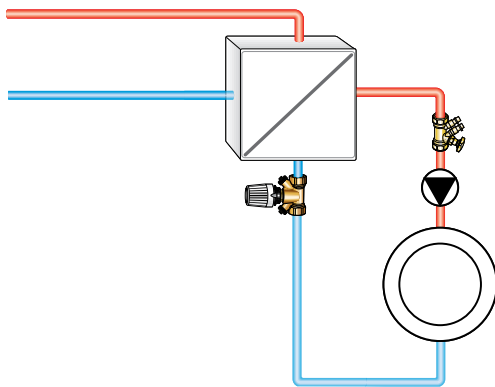


## Application



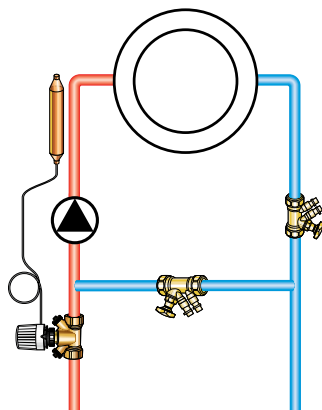
### Reverse flow temperature control in air-curtain equipment or air heaters.

Multi V with RTL thermostatic head. Hydraulic balancing with STAD balancing valve.



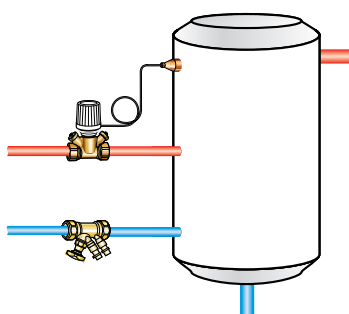
### Return temperature limiting in heat-exchangers for district-heating plant

Return temperature limiting from heat-exchanger secondary side with Multi V and RTL thermostatic head. Hydraulic balancing with STAD balancing valve.



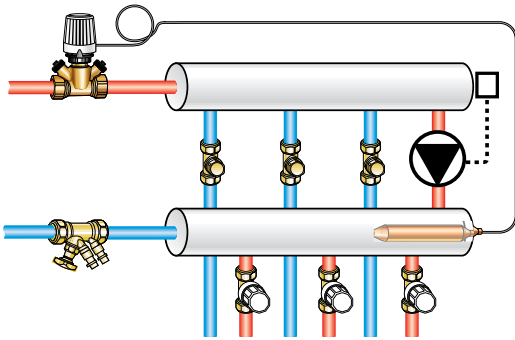
### Constant control (mixing control)

Multi V with thermostatic head K and contact sensor. Mixing control for constant flow temperature of heat consumer. Hydraulic balancing with STAD balancing valve.



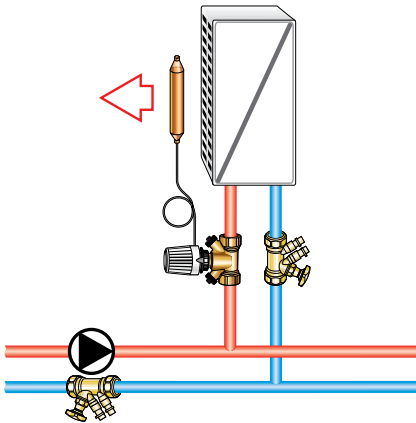
### Constant control for drinking-water heaters

Multi V with thermostatic head K and immersion sensor. Flow control for constant drinking water temperature. Hydraulic Balancing with STAD balancing valve.



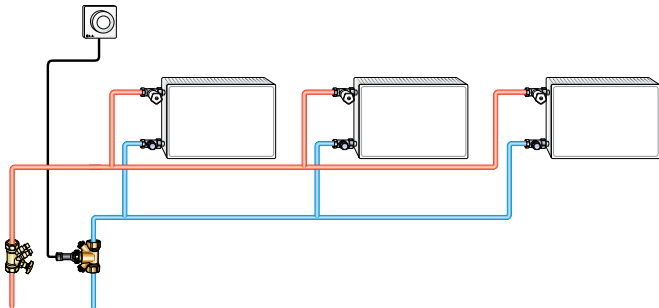
### Constant control for underfloor heating

Multi V with Thermostatic head K and immersion sensor.  
Hydraulic balancing with STAD balancing valve.  
Mixing control for floor heating systems for connection with heating circuits with higher flow temperature.



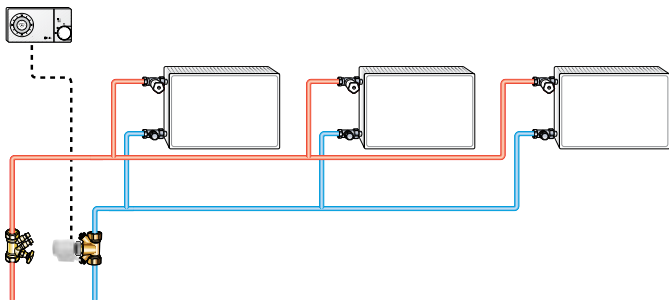
### Constant control for air heaters Multi V with thermostatic head K and contact sensor.

Flow control for constant outlet temperature in air heaters.  
Hydraulic balancing with STAD balancing valve



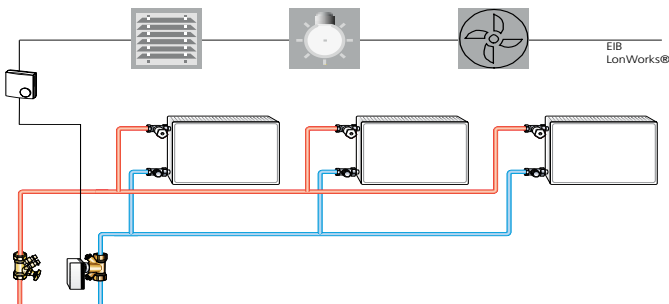
### Zone control without auxiliary power

Multi V with remote dial thermostatic head F.  
Hydraulic balancing with STAD control balancing valve.



### Zone control with auxiliary power

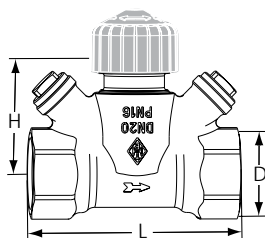
Multi V with thermal actuator EMO T or EMOtec.  
Room temperature control via Thermostat P.  
Hydraulic balancing with STAD balancing valve.



### Zone control with auxiliary power in KNX bus systems

Multi V with motorised actuator TA-Slider 160 KNX with corresponding room thermostat.  
Hydraulic balancing with STAD balancing valve.

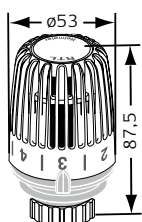
## Articles



### Internal thread

DN	D	L	H	Kvs	EAN	Article No
15	R1/2	75	41	1,88	4024052843114	4800-02.000
20	R3/4	80	43,5	3,57	4024052843213	4800-03.000
25	R1	90	49	5,88	4024052843312	4800-04.000


## Accessories



### RTL Thermostatic head especially for Multi V for reverse-flow temperature control

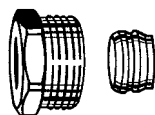
White RAL 9016.

Setting range	EAN	Article No
0 °C - 50 °C	4024052595112	6510-00.500



### Measuring point

EAN	Article No
7318792813108	52 179-009



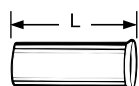
### Compression couplings

for copper or precision steel pipe according to DIN EN 1057/10305-1/2. Internal thread connection Rp 3/8 – Rp 3/4. Metal-to-metal joint.

Brass nickel-plated.

Support sleeves should be used for a pipe wall thickness of 0.8 – 1 mm. Follow the specifications of the pipe manufacturer.

DN	Ø	EAN	Article No
15 (1/2")	15	4024052175017	2201-15.351
15 (1/2")	16	4024052175116	2201-16.351
20 (3/4")	18	4024052175215	2201-18.351



### Support sleeve

for copper or precision steel pipe with a 1 mm wall thickness.

Brass.

Ø Pipe	L	EAN	Article No
15	26,0	4024052127917	1300-15.170
16	26,3	4024052128419	1300-16.170
18	26,8	4024052128815	1300-18.170



The products, texts, photographs, graphics and diagrams in this document may be subject to alteration by IMI without prior notice or reasons being given. For the most up to date information about our products and specifications, please visit [climatecontrol.imiplc.com](https://climatecontrol.imiplc.com).

5420-18.483 EN Multi V ed 2b 01.2024