

Eclipse HF

thermostatic inserts



Floor Heating Manifolds

Thermostatic inserts with automatic flow control for manifolds

Eclipse HF

thermostatic inserts

Eclipse HF suitable for manifolds and adjusts the flow rate in the individual heating circuits directly in l/h. This means hydraulic balancing is achieved in one simple operation. The set flow rate is constantly adapted, i.e. if the rate becomes too high, e.g. due to closing adjacent circuits, Eclipse HF controls the flow automatically to the set value. The control cartridge always ensures a constant flow. This makes Eclipse HF a time and cost-saving solution especially for system commissioning.



Key features

- > **Integrated flow limiter**
Eliminates over flows
- > **Wide flow range**
For high flexibility
- > **Easy adjustment**
Just a twist to reach design flow

Technical description

Applications:

Heating and cooling systems

Function:

Control
Flow limitation
Shut-off

Pressure class:

PN 10

Temperature:

Max. working temperature: 120°C
Min. working temperature: -10°C

Flow range:

The flow can be stepless pre-set within the range: 30-300 l/h.
Delivery setting: Commissioning setting.
Max. 2,5 m³/h per heating circuit manifold.

Differential pressure (Δp_V):

Max. differential pressure:
60 kPa (<30 dB(A))
Min. differential pressure:
30 – 150 l/h = 17 kPa
150 – 300 l/h = 25 kPa

Materials:

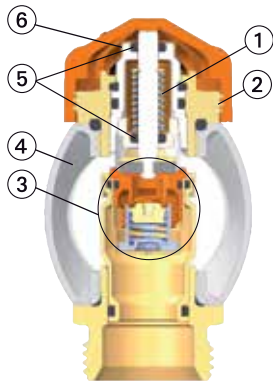
Thermostatic insert: Brass, PPS (polyphenylsulphide) and SPS (syndiotactic polystyrene)
O-rings: EPDM
Valve disc: EPDM
Spring: Stainless steel
Spindle: Niro-steel spindle with double O-ring seal. The outer O-ring is replaceable under pressure.
Connection fitting: Nickel-plated brass

Connection to thermostatic head and actuator:

HEIMEIER M30x1,5

Construction

Eclipse thermostatic inserts with automatic flow limitation



1. Strong return spring in combination with high locating force ensures that the valve does not slacken off over time
2. HEIMEIER M30x1.5 connection for thermostatic heads and actuators
3. Automatic flow limiter
4. Manifold
5. Long-life double O-ring sealing
6. Flow setting



Function

Eclipse flow limiter

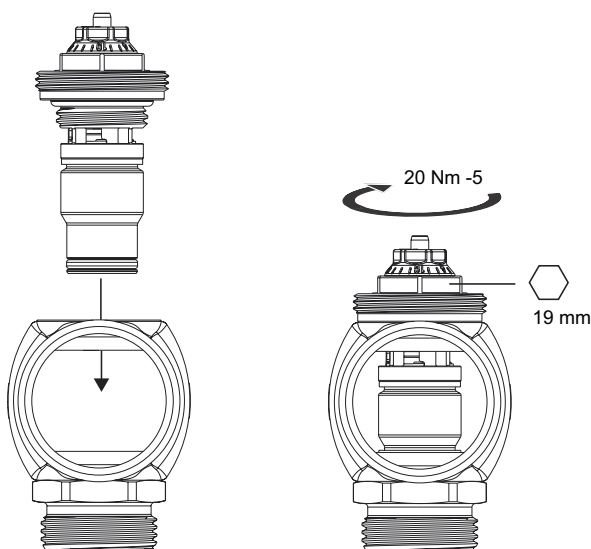
A regulating part is set to the calculated control rate by turning the digit cap with the setting key or an 11 mm end wrench. If the flow rate increases at the valve the rising pressure moves the sleeve, thus constantly limiting the flow to the set value. The set flow rate is therefore never exceeded. If the flow rate drops below the set value a spring presses the sleeve back to its original position.

Application

Notes

To avoid damage and the formation of scale deposit in the hot-water heating system, the composition of the heat transfer medium should be in accordance with the VDI guideline 2035. For industrial and long-distance energy systems, see the applicable codes VdTÜV and 1466/AGFW FW 510. A heat transfer medium containing mineral oils, or any type of lubricant containing mineral oil can have extremely negative effects and usually lead to the disintegration of EPDM seals. When using nitrite-free frost and corrosion resistance solutions with an ethylene glycol base, pay close attention to the details outlined in the manufacturers' documentation, particularly concerning concentration and specific additives.

Installation



Operation

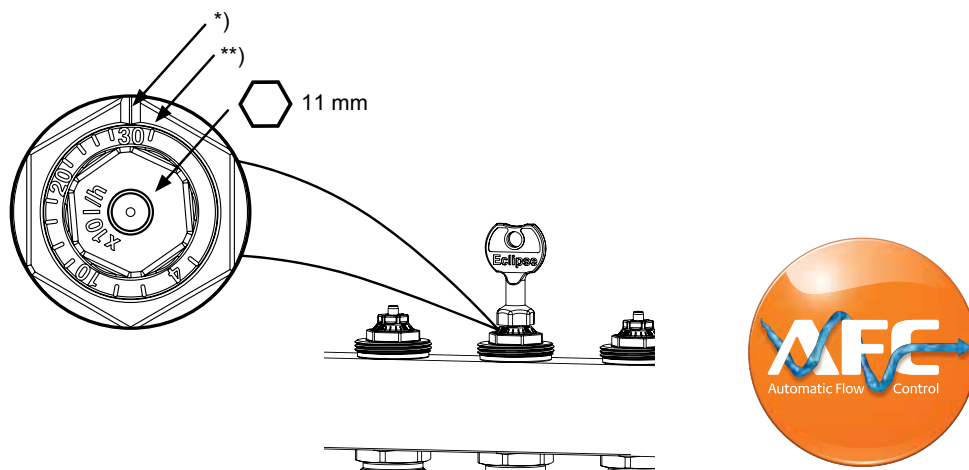
Flow setting

Stepless setting between 3 to 30 (30 to 300 l/h).

The setting is changed using a special setting key (article No. 3930-02.142) or an 11 mm end wrench, to ensure tamper proof setting.

- Place the setting key on the valve insert.
- Turn the setting tool so that desired setting value is pointing at the index* of the valve body (see fig.).
- Remove the key or 11 mm end wrench. The valve is now set.

Front-end and lateral visibility

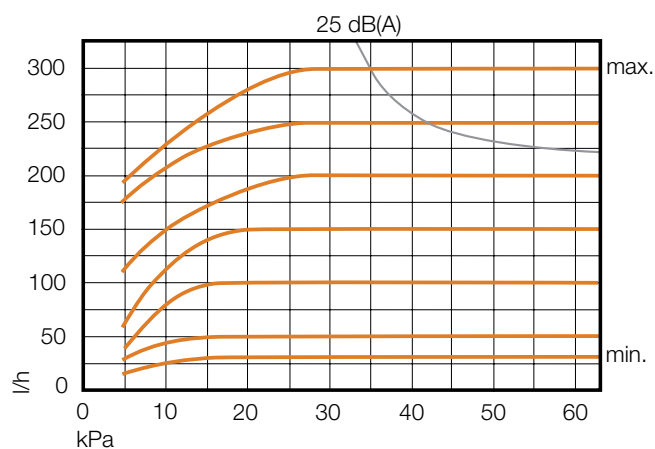


*) Index

Setting	I	4	I	I	10	I	I	I	I	20	I	I	I	I	30
l/h	30	40	60	80	100	120	140	160	180	200	220	240	260	280	300

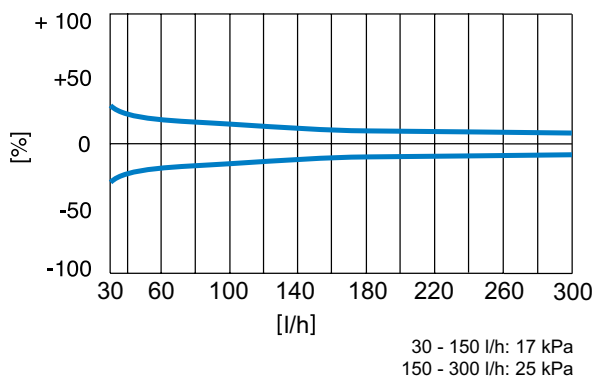
Technical data

Flow rate range per heating circuit: 30 - 300 l/h

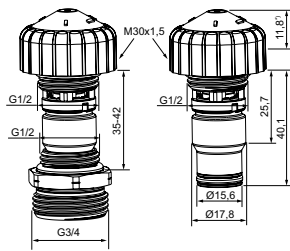


Δp min. 30 - 150 l/h = 17 kPa
 Δp min. 150 - 300 l/h = 25 kPa
 Δp max. 60 kPa

Lowest flow tolerances

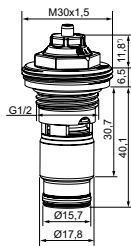


Articles



Eclipse HF thermostatic insert for manifolds, manifold height 35-42 mm, OEM
With automatic flow limiter.

	EAN	Article No
With connection fitting	4024052978014	9340-00.301
Without connection fitting	4024052978113	9340-00.302



Eclipse HF thermostatic insert for manifolds, OEM
With automatic flow limiter.

	EAN	Article No
	4024052037827	9345-00.300

*) Valve closed

Subject to technical modifications of the radiator manufacturer.

Accessories



Setting key
for Eclipse. Color orange.

	EAN	Article No
	4024052937714	3930-02.142

