

TA 400



Ball valves

DN 10-15

TA 400

The TA 400 is a flexible and easy-to-install ball valve for heating, cooling and tap water systems. Pressure die casted AMETAL® cuts risk of leakage and ensures a long product lifetime.



Key features

> **KOMBI connections**

Flexible range of compression couplings ensures a smoother installation.

> **AMETAL®**

Dezincification resistant alloy that guarantees a longer valve lifetime, and lowers the risk of leakage.

Technical description

Applications:

Heating and cooling systems
Tapwater systems

Temperature:

Max. working temperature: 95°C

Surface treatment:

Chrome plated

Function:

Shut-off

Material:

Body: AMETAL®
Nipple: AMETAL®
Spindle: AMETAL®
Ball: AMETAL®
Sealing rings: EPDM-rubber
Handle: Acétal-plastic

Marking:

Body: TA 400 and inch size.

Dimensions:

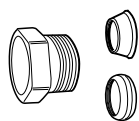
DN 10-15

Pressure class:

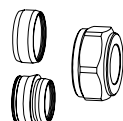
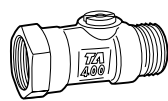
PN 10

AMETAL® is the dezincification resistant alloy of IMI Hydronic Engineering.

Connection possibilities DN 10 (G3/8)



KOMBI G3/8



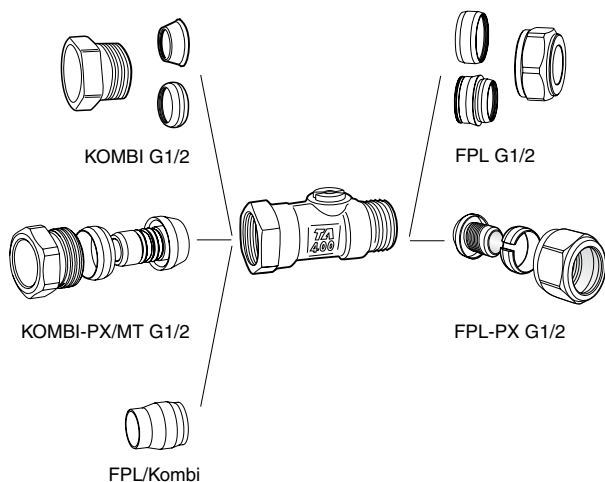
FPL G3/8

With KOMBI for smooth pipe / With FPL nut and cone for smooth pipe

Pipe OD	EAN	Article No	Pipe OD	EAN	Article No
KOMBI			FPL		
-	-	-	8	7318793638809/ 7318793640802	53 371-208/ 53 381-008
10	7318792874604	53 235-104	10	7318793638908/ 7318793640901	53 371-210/ 53 381-010
12	7318792874703	53 235-107	12	7318793639004/ 7318793641007	53 371-212/ 53 381-012

For further information on KOMBI and FPL - see each catalogue leaflet.

Connection possibilities DN 15 (G1/2)



With KOMBI for smooth pipe / With FPL nut and cone for smooth pipe

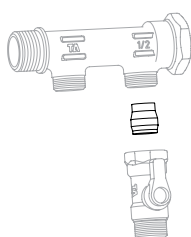
Pipe OD	EAN	Article No	Pipe OD	EAN	Article No
KOMBI			FPL		
-	-	-	8	7318793640000/ 7318793641908	53 379-208/ 53 389-008
10	7318792874901	53 235-109	10	7318793640109/ 7318793642004	53 379-210/ 53 389-010
12	7318792875007	53 235-111	12	7318793640208/ 7318793642103	53 379-212/ 53 389-012
-	-	-	13	7318793640307/ 7318793642202	53 379-213/ 53 389-013
14	7318792875106	53 235-112	14	7318793640406/ 7318793642301	53 379-214/ 53 389-014
15	7318792875205	53 235-113	15	7318793640505/ 7318793642400	53 379-215/ 53 389-015
16	7318792875304	53 235-114	16	7318793640604/ 7318793642509	53 379-216/ 53 389-016

With KOMBI-PX/MT for Alu/PEX (MT) pipe / With FPL-PX for PEX pipe

Pipe OD	EAN	Article No	Pipe OD	EAN	Article No
KOMBI-PX/MT			FPL-PX		
12x2,0	7318792873408	53 230-111 ²	12x2,0	7318792949906	53 644-312
15x2,5	7318792873607	53 230-113 ²	15x2,5	7318792950100	53 644-315
16x2,0	7318792873805	53 231-114 ¹	-	-	-

- 1) With O-ring on support bush on PEX and Alu-PEX pipe
- 2) Without O-ring on support bush - only for PEX pipe

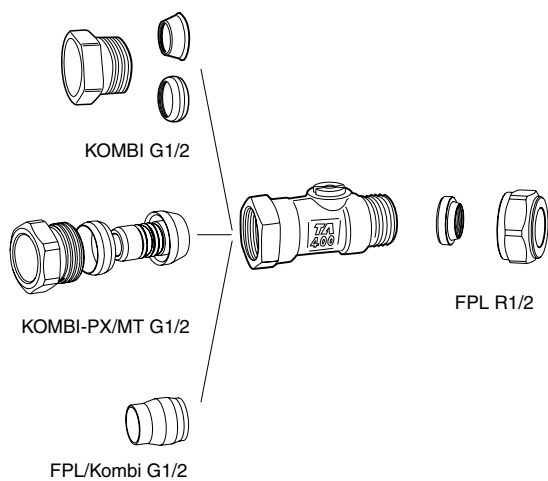
For further information on KOMBI, KOMBI-PX/MT, FPL and connection set FPL-PX- see each catalogue leaflet.



With cone for direct connection of a valve with Kombi-end to a FPL-end G1/2 (e.g. distributors)

For valve DN	EAN	Article No
15 (G1/2)	7318793949103	58 409-100

Connection possibilities DN 15 (G1/2xR1/2)



With KOMBI for smooth pipe / With FPL half coupler

Pipe OD	EAN	Article No	Pipe OD	EAN	Article No
KOMBI			FPL		
10	7318792874901	53 235-109	10	7318793620101	53 319-210
12	7318792875007	53 235-111	12	7318793620200	53 319-212
14	7318792875106	53 235-112	-	-	-
15	7318792875205	53 235-113	15	7318793620309	53 319-215
16	7318792875304	53 235-114	16	7318793620408	53 319-216

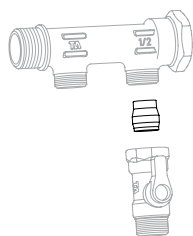
With KOMBI-PX/MT for Alu/PEX (MT) pipe

Pipe OD	EAN	Article No
KOMBI-PX/MT		
12x2,0	7318792873408	53 230-111 ²
15x2,5	7318792873607	53 230-113 ²
16x2,0	7318792873805	53 231-114 ¹

1) With O-ring on support bush on PEX and Alu-PEX pipe

2) Without O-ring on support bush - only for PEX pipe

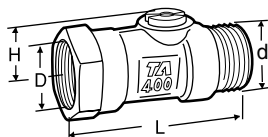
For further information on KOMBI, KOMBI-PX/MT and FPL - see each catalogue leaflet.



With cone for direct connection of a valve with Kombi-end to a FPL-end G1/2 (e.g. distributors)

For valve DN	EAN	Article No
15 (G1/2)	7318793949103	58 409-100

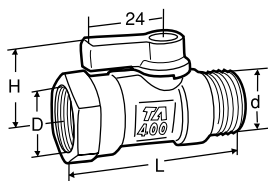
Articles



Female/male

Without handle

DN	D	d	L	H	Kvs	EAN	Article No
10	G3/8	G3/8	53	15	4.5	7318793319005	58 400-210
15	G1/2	G1/2	59	15	4.5	7318793319104	58 400-215

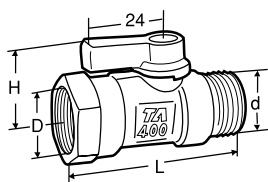


With blue handle

DN	D	d	L	H	Kvs	EAN	Article No
10	G3/8	G3/8	53	25	4.5	7318793319609	58 400-610
15	G1/2	G1/2	59	25	4.5	7318793319708	58 400-615

With plane nipple end for couplings with gasket


(e.g. FPL half coupling)



With black handle

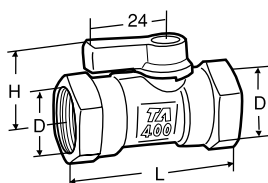
DN	D	d	L	H	Kvs	EAN	Article No
15	G1/2	R1/2	62	25	4.5	7318793742100	58 410-615

Female



Without handle

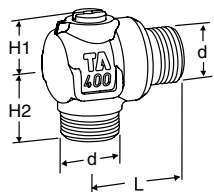
DN	D	L	H	Kvs	EAN	Article No
10	G3/8	52	15	4.5	7318793320209	58 403-210
15	G1/2	66	15	4.5	7318793320308	58 403-215



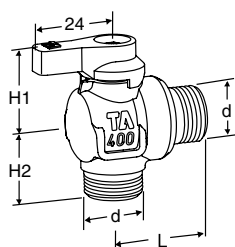
With blue handle

DN	D	L	H	Kvs	EAN	Article No
10	G3/8	52	25	4.5	7318793320803	58 403-610
15	G1/2	66	25	4.5	7318793320902	58 403-615

Kvs = m³/h at a pressure drop of 1 bar and fully open valve.


Male
Without handle

DN	d	L	H1	H2	Kvs	EAN	Article No
10	G3/8	27	15	22	2.0	7318793930002	58 407-210
15	G1/2	27	15	24	2.0	7318793930101	58 407-215


With blue handle

DN	d	L	H1	H2	Kvs	EAN	Article No
10	G3/8	27	25	22	2.0	7318793930200	58 407-610
15	G1/2	27	25	24	2.0	7318793930309	58 407-615

Kvs = m³/h at a pressure drop of 1 bar and fully open valve.

Accessories


Handle

Colour	EAN	Article No
Blue	7318793321404	58 409-001
Red	7318793321503	58 409-002
Black	7318793742001	58 409-003

The products, texts, photographs, graphics and diagrams in this document may be subject to alteration by IMI Hydronic Engineering without prior notice or reasons being given. For the most up to date information about our products and specifications, please visit www.imi-hydronic.com.