

# PRK



## Plastic pipe couplings

Suitable for PEL, PEH and PEM pipes

Engineering  
**GREAT** Solutions

# PRK

This plastic pipe coupling is suitable for PEL, PEH and PEM pipes and can be used both above and underground. Its impressive list of features includes injection-moulded acetal plastic trust screws with UV stabilizer. Resistant to sunlight, these ensure more reliable, trouble-free operation. For easier maintenance, the PRK can be dismantled and reassembled.



## Key features

- > **Comprehensive and flexible range**  
Ensures rapid installation.
- > **AMETAL® construction**  
Dezincification-resistant alloy that guarantees a longer coupling lifetime, and lowers the risk of leakage.
- > **No loose parts**  
A near-single unit construction allows for quick and easy installation.

## Technical description

### Application:

Polyethylene piping MDPE, LDPE and HDPE, PN 6.3 and PN 10.  
For PVC pipes with special thrust screw and cone, see Accessories.  
PRK-coupling with FPL thrust nut for soft and hard copper pipes and soft steel pipes. A support bush must be used for soft copper and steel pipes. See catalogue leaflet FPL for complete details.

### Dimensions:

16 to 63 mm  
Special couplings not included in the standard range can be produced by means of reductions.

### Max. working pressure:

Same as that appropriate for the piping.  
(Coupling max 1.6 MPa = 16 bar).

### Max. vacuum:

99% = 750 mm Hg

### Temperature:

Max. working temperature: Same as that appropriate for the piping.

### Material:

Body: AMETAL® or red brass (allows underground installation).  
Thrust screw: Acetal plastic  
Thrust screw for dim 63, of AMETAL® with cone of Acetal plastic.

AMETAL® is the dezincification resistant alloy of IMI Hydronic Engineering.

### Threads:

All bodies have pipe threads, which can be used as pipe connections.

## PRK Special couplings

### Special couplings

With reducer units (Article No 53 425-xxx, 53 426-xxx, 53 427-xxx) many non-standard variations can be made. Always commence sizing with the largest inlet dimension.

Examples:

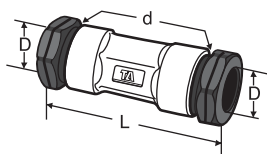
#### Reducing straight coupling 63 x G1 1/2:

Choose: Article No 53 402-663 and 53 425-040.

#### Reducing tee 63 x 32 x 63:

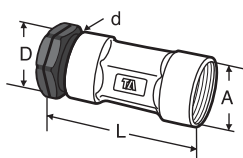
Choose: Article No 53 415-095 and 53 426-032.

## Standard products – Straight



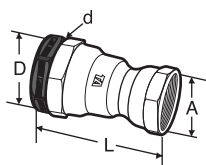
### Straight coupling

D	d	L*	EAN	Article No
16	G1/2	78	7318792880803	53 401-116
20	G3/4	84	7318792880902	53 401-120
25	G1	93	7318792881107	53 401-125
32	G1 1/4	113	7318792879807	53 401-032
40	G1 1/2	120	7318792879906	53 401-040
50	G2	140	7318792880209	53 401-050
63	G2 1/2	164	7318792880506	53 401-063



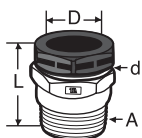
### Female adapter

DxA***	d	L*	EAN	Article No
16xG1/2	G1/2	68	7318792882708	53 402-116
20xG3/4	G3/4	73	7318792882906	53 402-120
25xG1	G1	81	7318792883002	53 402-125
32xG1 1/4	G1 1/4	95	7318792881800	53 402-032
40xG1 1/2	G1 1/2	100	7318792881909	53 402-040
50xG2	G2	117	7318792882104	53 402-050
63xG2 1/2	G2 1/2	134	7318792882401	53 402-063



### Reducing female adapter

DxA***	d	L*	EAN	Article No
20xG1/2	G3/4	71	7318792883507	53 402-720
25xG3/4	G1	77	7318792883606	53 402-725
32xG3/4	G1 1/4	92	7318792882005	53 402-043
32xG1	G1 1/4	92	7318792883101	53 402-632
40xG1	G1 1/2	97	7318792881701	53 402-010
40xG1 1/4	G1 1/2	101	7318792883200	53 402-640
50xG1 1/4	G2	111	7318792882500	53 402-078
50xG1 1/2	G2	111	7318792883309	53 402-650
63xG2	G2 1/2	130	7318792883408	53 402-663



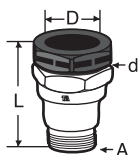
### Male adapter

DxA**	d	L*	EAN	Article No
16xR1/2	G1/2	40	7318792884504	53 403-116
20xR3/4	G3/4	45	7318792884603	53 403-120
25xR1	G1	51	7318792884702	53 403-125
32xR1 1/4	G1 1/4	60	7318792884207	53 403-032
40xR1 1/2	G1 1/2	64	7318792884306	53 403-040
50xR2	G2	73	7318792884405	53 403-050

\*) L refers to mounted coupling.

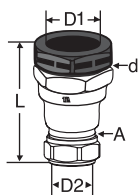
\*\*) Male short conical thread.

\*\*\*) Connects to plastic pipe with thrust screw 53 431.



### Reducing male adapter

DxA**	d	L*	EAN	Article No
20xR1/2	G3/4	58	7318792885303	53 403-720
25xR3/4	G1	64	7318792885402	53 403-725
32xR3/4	G1 1/4	75	7318792884009	53 403-006
32xR1	G1 1/4	77	7318792884900	53 403-632
40xR1	G1 1/2	83	7318792884108	53 403-010
40xR1 1/4	G1 1/2	83	7318792885006	53 403-640
50xR1 1/2	G2	92	7318792885105	53 403-650
63xR2	G2 1/2	109	7318792885204	53 403-663



### Straight coupling with FPL

Incl. reinforcing bush for MDPE pipe PN 6.3 (red).

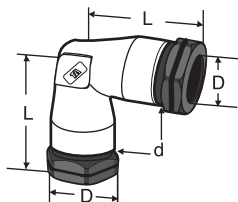
D1xD2	d	A	L*	EAN	Article No
32x22	G1 1/4	M28x1,5	88	7318793885708	53 403-232
40x28	G1 1/2	M34x1,5	99	7318793857705	53 403-240

\*) L refers to mounted coupling.

\*\*) Male short conical thread.

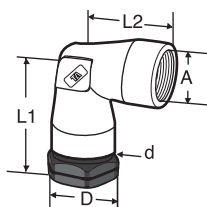
\*\*\*) Connects to plastic pipe with thrust screw 53 431.

## Standard products – Elbow



### Elbow

D	d	L*	EAN	Article No
16	G1/2	47	7318792886706	53 404-116
20	G3/4	53	7318792886805	53 404-120
25	G1	60	7318792886904	53 404-125
32	G1 1/4	73	7318792886300	53 404-032
40	G1 1/2	82	7318792886409	53 404-040
50	G2	96	7318792886508	53 404-050
63	G2 1/2	115	7318792886607	53 404-063



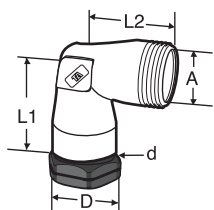
### Female elbow

DxA***	d	L1*	L2*	EAN	Article No
16xG1/2	G1/2	47	37	7318792888205	53 405-116
20xG3/4	G3/4	53	41	7318792888304	53 405-120
25xG1	G1	60	47	7318792888403	53 405-125
32xG1 1/4	G1 1/4	73	55	7318792887802	53 405-032
40xG1 1/2	G1 1/2	82	61	7318792887901	53 405-040
50xG2	G2	96	73	7318792888007	53 405-050
63xG2 1/2	G2 1/2	115	85	7318792888106	53 405-063

\*) L, L1, L2 refers to mounted coupling.

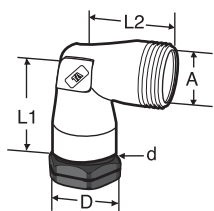
\*\*) Male short conical thread.

\*\*\*) Connects to plastic pipe with thrust screw 53 431.



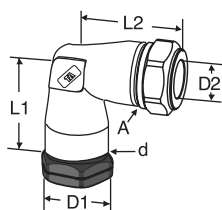
### Male elbow

DxA**	d	L1*	L2*	EAN	Article No
16xR1/2	G1/2	47	30	7318792889905	53 406-116
20xR3/4	G3/4	53	35	7318792890000	53 406-120
25xR1	G1	60	40	7318792890109	53 406-125
32xR1 1/4	G1 1/4	73	48	7318792889509	53 406-032
40xR1 1/2	G1 1/2	82	50	7318792889608	53 406-040
50xR2	G2	96	60	7318792889707	53 406-050



### Reducing male elbow

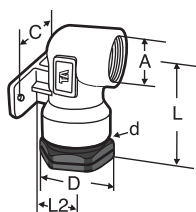
DxA**	d	L1*	L2*	EAN	Article No
32xR3/4	G1 1/4	73	48	7318792889103	53 406-006
32xR1	G1 1/4	73	48	7318792889202	53 406-007
40xR1	G1 1/2	82	50	7318792889301	53 406-010
40xR1 1/4	G1 1/2	82	50	7318792889400	53 406-011
63xR2	G2 1/2	115	70	7318792890208	53 406-663



### Elbow with FPL

Incl. reinforcing bush for MDPE pipe PN 6.3 (red).

D1xD2	d	A	L1*	L2*	EAN	Article No
32x22	G1 1/4	M28x1,5	69	61	7318793885807	53 406-232
40x28	G1 1/2	M34x1,5	82	66	7318793857804	53 406-240



### Female elbow with wallplate

Nickel-plated

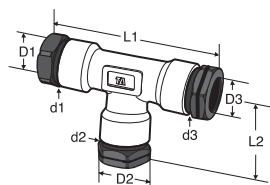
DxA***	d	L*	L2	C/C	EAN	Article No
16 x G1/2	G1/2	57	21	40	7318792900204	53 418-716
20 x G1/2	G3/4	57	21	40	7318792900303	53 418-720
25 x G3/4	G1	61	25	40	7318792900402	53 418-725

\*) L, L1, L2 refers to mounted coupling.

\*\*) Male short conical thread.

\*\*\*) Connects to plastic pipe with thrust screw 53 431.

## Standard products – Tee

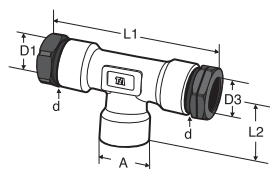


### Tee

D1xD2xD3	d1xd2xd3	L1*	L2*	EAN	Article No
16	G1/2	94	47	7318792896804	53 410-116
20	G3/4	105	53	7318792897108	53 410-120
25	G1	119	60	7318792897306	53 410-125
32	G1 1/4	146	73	7318792891007	53 410-032
40	G1 1/2	162	82	7318792891403	53 410-040
40 x 32	G1 1/2 x G1 1/4	162	80	7318792893001	53 410-062
50	G2	190	96	7318792892202	53 410-050
50 x 40	G2 x G1 1/2	190	95	7318792894503	53 410-079
63	G2 1/2	230	115	7318792893100	53 410-063
63 x 40	G2 1/2 x G1 1/2	200	94	7318792895708	53 410-093

1) Reducing Tee

When dimensions 1 and 3 are the same, only 1 is given.



### Female tee

D1xA***xD3	d	L1*	L2	EAN	Article No
16 x G1/2	G1/2	94	37	7318792899508	53 415-116
20 x G3/4	G3/4	105	41	7318792899607	53 415-120
25 x G1	G1	119	47	7318792899805	53 415-125
32 x G1 1/4	G1 1/4	146	55	7318792898600	53 415-032
40 x G1 1/2	G1 1/2	162	61	7318792898709	53 415-040
50 x G2	G2	190	73	7318792899003	53 415-050
63 x G2 1/2	G2 1/2	230	85	7318792899102	53 415-063
63 x G1 1/2	G1 1/2	233	85	7318792899409	53 415-095

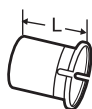
1) Reducing Tee

When dimensions 1 and 3 are the same, only 1 is given.

\*) L1, L2 refers to mounted coupling.

\*\*) Connects to plastic pipe with thrust screw 53 431.

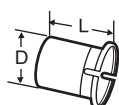
## Accessories



### Reinforcing bush

For MDPE pipe PN 6.3 (red)

Dy	L	EAN	Article No
25	32	7318792900808	53 420-025
32	37	7318792900907	53 420-032
40	38	7318792901003	53 420-040
50	45	7318792901102	53 420-050
63	50	7318792901201	53 420-063



### Reinforcing bush

For PE pipe PN 10/12 (blue)

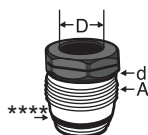
Dy	D	L	EAN	Article No
16	10,8	28	7318792901300	53 420-316
20	14,8	30	7318792901409	53 420-320
25	19,8	32	7318792901508	53 420-325
32	25,2	37	7318792901607	53 420-332
40	31,4	38	7318792901706	53 420-340
50	39,6	45	7318792901805	53 420-350



### Reducer, male x female

A	A1	EAN	Article No
G3/4	G1/2	7318792902604	53 425-016
G1	G1/2	7318792903205	53 425-615
G1	G3/4	7318792902703	53 425-020
G1 1/4	G3/4	7318792903304	53 425-620
G1 1/4	G1	7318792902802	53 425-025
G1 1/2	G1	7318792903403	53 425-625
G1 1/2	G1 1/4	7318792902901	53 425-032
G2	G1 1/4	7318792903502	53 425-632
G2	G1 1/2	7318792903007	53 425-040
G2 1/2	G1 1/2	7318792903601	53 425-640
G2 1/2	G2	7318792903106	53 425-050

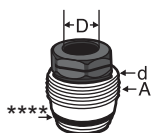
\*\*\*\*) O-ring sealing



### Male reducer with thrust screw

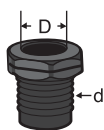
A	D	d	EAN	Article No
G3/4	16	G1/2	7318792904004	53 426-016
G1	20	G3/4	7318792904103	53 426-020
G1 1/4	25	G1	7318792904202	53 426-025
G1 1/2	32	G1 1/4	7318792904301	53 426-032
G2	40	G1 1/2	7318792904400	53 426-040
G2 1/2	50	G2	7318792904509	53 426-050

\*\*\*\*) O-ring sealing


**Male two step reducer with thrust screw**

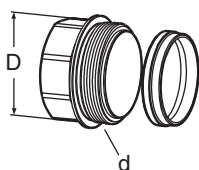
A	D	d	EAN	Article No
G1	16	G1/2	7318792904608	53 427-016
G1 1/4	20	G3/4	7318792904707	53 427-020
G1 1/2	25	G1	7318792904806	53 427-025
G2	32	G1 1/4	7318792904905	53 427-032
G2 1/2	40	G1 1/2	7318792905001	53 427-040

\*\*\*\*) O-ring sealing


**Thrust screw for PE pipe**

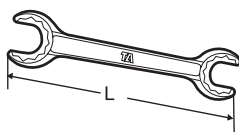
Acetal plastic

D	d	EAN	Article No
16	G1/2	7318792905209	53 431-016
20	G3/4	7318792905308	53 431-020
25	G1	7318792905407	53 431-025
32	G1 1/4	7318792905506	53 431-032
40	G1 1/2	7318792905605	53 431-040
50	G2	7318792905704	53 431-050
<b>AMETAL®</b>			
63	G2 1/2	7318792905803	53 431-063


**Thrust screw and cone for PVC pipe**

AMETAL®

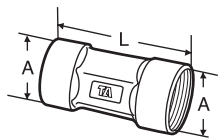
D	d	EAN	Article No
32	G1 1/4	7318792906305	53 431-632
40	G1 1/2	7318792906404	53 431-640
50	G2	7318792906503	53 431-650
63	G2 1/2	7318792906602	53 431-663


**Installation wrench**

Dim	L	EAN	Article No
20 - 25	224	7318793797308	53 499-020
32 - 40	280	7318792913402	53 499-032
50 - 63	380	7318792913501	53 499-050

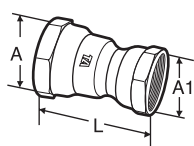


## PRK Bodies – Straight



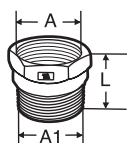
### Straight, female

A	L	EAN	Article No
G1/2	58	7318792908309	53 451-116
G3/4	61	7318792908408	53 451-120
G1	68	7318792908507	53 451-125
G1 1/4	77	7318792907906	53 451-032
G1 1/2	79	7318792908002	53 451-040
G2	94	7318792908101	53 451-050
G2 1/2	104	7318792908200	53 451-063



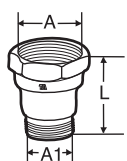
### Straight reducer, female

A	A1	L	EAN	Article No
G3/4	G1/2	60	7318792909009	53 451-720
G1 1/4	G1	74	7318792908606	53 451-632
G1 1/2	G1	76	7318792907807	53 451-010
G1 1/2	G1 1/4	80	7318792908705	53 451-640
G2 1/2	G2	100	7318792908903	53 451-663



### Straight, female x male

A	A1**	L	EAN	Article No
G1/2	R1/2	30	7318792912504	53 458-116
G3/4	R3/4	33	7318792912603	53 458-120
G1	R1	38	7318792912702	53 458-125
G1 1/4	R1 1/4	42	7318792912207	53 458-032
G1 1/2	R1 1/2	43	7318792912306	53 458-040
G2	R2	50	7318792912405	53 458-050

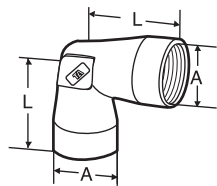


### Straight reducer, female x male

A	A1**	L	EAN	Article No
G3/4	R1/2	46	7318792913204	53 458-720
G1	R3/4	51	7318792913303	53 458-725
G1 1/4	R3/4	57	7318792912009	53 458-006
G1 1/4	R1	59	7318792912801	53 458-632
G1 1/2	R1	62	7318792912108	53 458-010
G1 1/2	R1 1/4	62	7318792912900	53 458-640
G2	R1 1/2	69	7318792913006	53 458-650
G2 1/2	R2	79	7318792913105	53 458-663

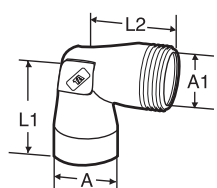
\*\*\*) Male short conical thread.

## PRK Bodies – Elbow



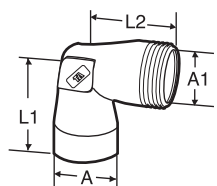
### Elbow female

A	L	EAN	Article No
G1/2	37	7318792910401	53 454-116
G3/4	41	7318792910500	53 454-120
G1	47	7318792910609	53 454-125
G1 1/4	55	7318792910005	53 454-032
G1 1/2	61	7318792910104	53 454-040
G2	73	7318792910203	53 454-050
G2 1/2	85	7318792910302	53 454-063



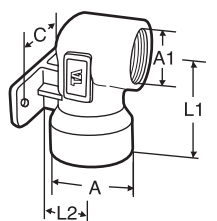
### Elbow, female x male

A	A1**	L1	L2	EAN	Article No
G1/2	R1/2	37	30	7318792911408	53 455-116
G3/4	R3/4	41	35	7318792911507	53 455-120
G1	R1	47	40	7318792911606	53 455-125
G1 1/4	R1 1/4	55	48	7318792911101	53 455-032
G1 1/2	R1 1/2	60	50	7318792911200	53 455-040
G2	R2	73	60	7318792911309	53 455-050



### Elbow reducer, female x male

A	A1**	L1	L2	EAN	Article No
G1 1/4	R1	55	48	7318792910807	53 455-007
G1 1/2	R1	60	50	7318792910906	53 455-010
G1 1/2	R1 1/4	60	50	7318792911002	53 455-011
G2 1/2	R2	85	70	7318792911705	53 455-663



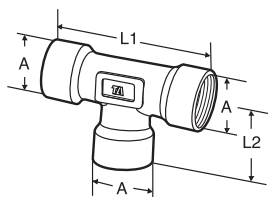
### Elbow with wall plate, female

Nickel-plated

A	A1	L1	L2	C	EAN	Article No
G3/4	G1/2	45	21	40	7318792911804	53 456-720
G1	G3/4	48	25	40	7318792911903	53 456-725

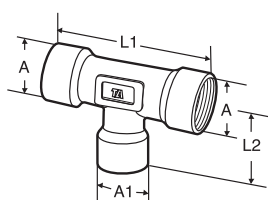
\*\* ) Male short conical thread.

## PRK Bodies – Tee



### Tee, female

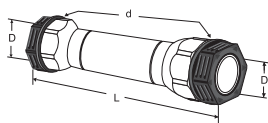
A	L1	L2	EAN	Article No
G1/2	74	37	7318792909702	53 452-116
G3/4	82	41	7318792909801	53 452-120
G1	94	47	7318792909900	53 452-125
G1 1/4	110	55	7318792909207	53 452-032
G1 1/2	121	61	7318792909306	53 452-040
G2	146	73	7318792909405	53 452-050
G2 1/2	170	85	7318792909504	53 452-063



### Tee female, reducing thread on branch

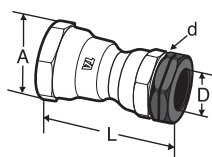
A	A1	L1	L2	EAN	Article No
G2 1/2	G1 1/2	140	73	7318792909603	53 452-093

## PRK – For renovation



### Sliding straight coupling

D	d	L*	EAN	Article No
25	G1	150	7318793974105	53 423-025
32	G1 1/4	170	7318792901904	53 423-032
40	G1 1/2	179	7318792902000	53 423-040
50	G2	193	7318792902109	53 423-050
63	G2 1/2	230	7318792902208	53 423-063



### Reliner coupling

(w/o stop) female straight coupling

A** x D	d	L*	EAN	Article No
G1 1/4x25	G1	73	7318792902406	53 423-532
G1 1/2x25	G1	89	7318792902307	53 423-510
G1 1/2x32	G1 1/4	98	7318792902505	53 423-540

\*) L refers to mounted coupling.

\*\*) Connects to plastic pipe with thrust screw 53 431.

