

# Vento EcoEfficient



**Vacuum degassing system**

# Vento EcoEfficient

Pressure drop degasser according to the vacusplit principle. Through the atomizing process of the water in a special vacuum vessel, the gases are separated completely from the water. A water makeup system may be integrated as an option. It is used in heating, solar and cooling water systems to facilitate central venting of the system and minimise corrosion.

## Key features

- > **BrainCube control**  
Self-optimising with memory function.
- > **Fillsafe water make-up monitoring**  
With possibility to control water make-up through a Pleno P.



## Technical description

### Applications:

Heating, solar and chilled water systems.  
For systems according to EN 12828, EN 12976, ENV 12977, EN 12952, EN 12953.

### Pressure:

Min. admissible pressure, PSmin: -1 bar  
Max. admissible pressure, PS: 6 bar

### Media:

Non-aggressive and non-toxic system media.  
Addition of antifreeze agent up to 50%.

### Temperature:

Max. admissible temperature, TS: 70°C  
Min. admissible temperature, TSmin: 0°C  
Max. admissible ambient temperature, TA: 40°C  
Min. admissible ambient temperature, Tamin: 0°C

### Supply voltage:

230 V/50 Hz and 60 Hz

### Enclosure class:

IP 54 according to EN 60529

### Sound pressure level:

65 dB(A)

### Material:

In essence: steel, brass and gunmetal.

### Transportation and storing:

In frostless, dry places.

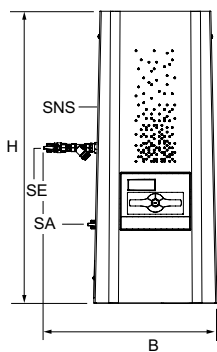
### Standard:

Constructed according to  
LV-D. 2014/35/EU  
EMC-D. 2014/30/U

## Function, Equipment, Features

- BrainCube control. Self-optimising with memory function.
- Vacusplit spray-type degassing of the system and make-up water in a vacuum vessel.
- Eco-interval operation for interval degassing and continuous degassing.
- Fillsafe water make-up monitoring. With possibility to control water make-up through a Pleno P.
- With integrated wall mounted bracket.
- High quality metal cover.

## Vento V



### Vento V .1 F EcoEfficient

Degassing.

Eco-interval operation for interval degassing and continuous degassing.

1 pump. With integrated wall mounting bracket.

Connections: in (SE) Rp1/2, out (SA) Rp1/2, water make-up (SNS) Rp1/2.

Type	B	H	T	m [kg]	Pel [kW]	VNd [m <sup>3</sup> ]	dpu [bar]	EAN	Article No
<b>6 bar (PS) / 70°C (TS)</b>									
V 2.1 F	550	930	325	29	0,6	10	1,0-2,5	7640153570420	812 1005

T = Depth of the device

Pel = Electric load

VNd = Water capacity for which a device is rated

dpu = Working pressure range

**Accessories for control modules:** Communication module.

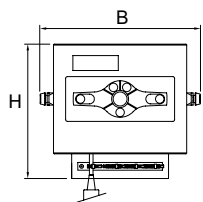
## Accessories for control modules

### Communication module for BrainCube control

Max. admissible ambient temperature, TA: 40°C

Enclosure class: IP 54

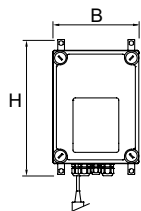
Supply voltage: 230 V/50 Hz



### ComCube DCD

RS 485 interface for communicating with BrainCube, 6 digital inputs for the use of external volt free signals (NO), 9 volt free digital outputs, freely programmable; all outputs can be inversed. Wall mounted, fixing elements for cable management.

Type	B	H	T	m [kg]	Pel [kW]	EAN	Article No
DCD	270	230	260	0,5	0,1	7640148638715	814 1000



### ComCube DCA

2 separated analogue outputs 4-20 mA for connection to BMS, isolation voltage 2.5 kVAC. All cabling inside the casing, wall mounted.

Type	B	H	T	m [kg]	Pel [kW]	EAN	Article No
DCA	190	260	180	0,5	0,1	7640148638739	814 1010

T = Depth of the device

Pel = Electric load

### Additional information

**System design:** Calculation software *HySelect*

**Abbreviations and terminology:** Datasheet *Planning and calculation*.

The products, texts, photographs, graphics and diagrams in this document may be subject to alteration by IMI Hydronic Engineering without prior notice or reasons being given. For the most up to date information about our products and specifications, please visit [www.imi-hydronic.com](http://www.imi-hydronic.com).